



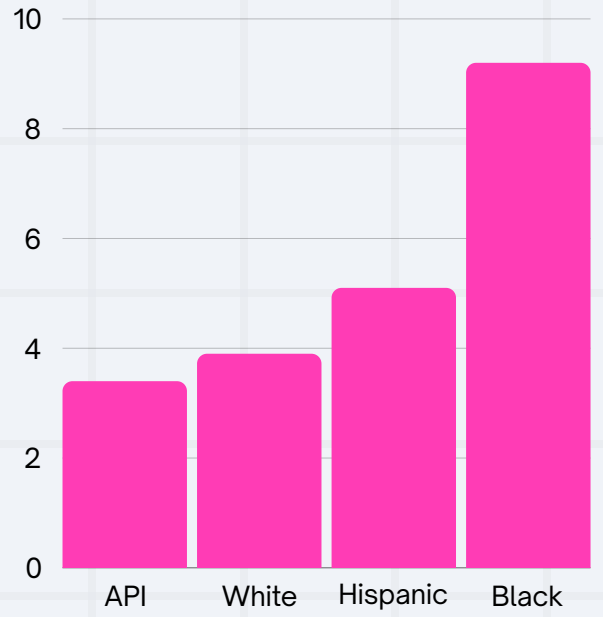
Reproductive Justice Maryland

Maryland infant and maternal mortality statistics. Because of reporting lag, the most recent data is 1-2 years old

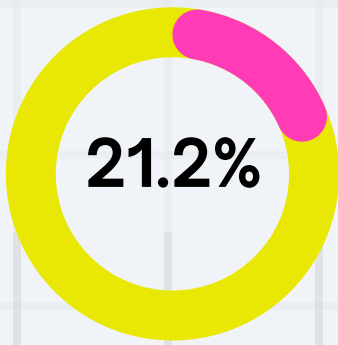
In 2021 the Maryland Infant mortality rate was 6.0, higher than the national rate of 5.4.¹



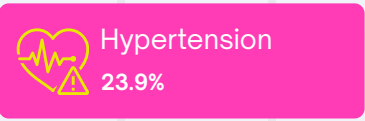
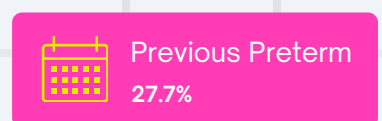
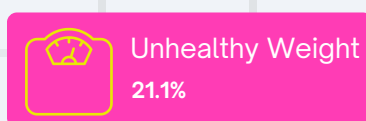
The infant mortality rate among babies born to Black birthing people is 1.5x the state rate.¹



The 2022 maternal mortality rate of birthing people from complications of pregnancy or childbirth. **Note:** The national rate is 23.5²

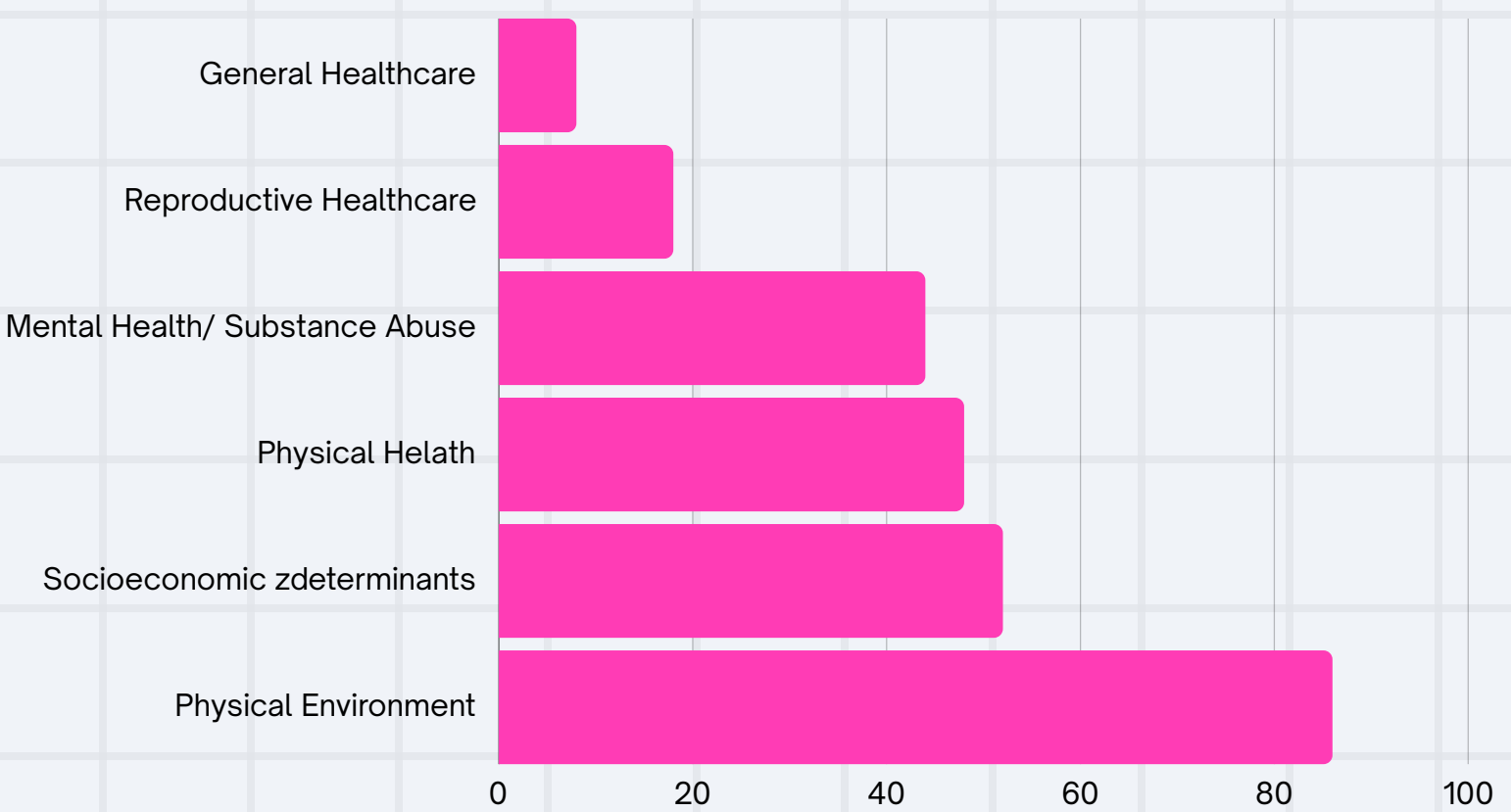


2022 Preterm birth (PTB) rate among birthing people by maternal factor.³



Note: More than one factor can occur at the same time.

2022 Factors related to Maternal Vulnerability.⁴



Note: The Maternity Vulnerability Index (MVI) is a tool used to understand where birthing people in each state may be more likely to have poor outcomes, including preterm birth and maternal death, due to clinical risk factors and other social, contextual, and environmental factors.

References: 1. National Center for Health Statistics, Period Linked Birth/Infant Death data, 2011-2021. 2. National Center for Health Statistics, Mortality data, 2018-2021. National Center for Health Statistics, Natality data, 2022. 3. National Center for Health Statistics, 2022 natality data. 4. National Center for Health Statistics, Period Linked Birth/Infant Death data, 2019-2021.